

# Miniwall®

SQLD / NQLD Range

**adbri** MASONRY  
working together



Recommended for



Curved Walls



Vertical Walls



Straight Walls



Circular Walls

With Adbri Masonry Miniwall® garden blocks you can easily build your own straight, curved or circular walls as well as tree circles.

TIP: For garden edges with multiple courses, affix blocks atop of each other in a stretcher bond pattern using suitable landscape grade adhesive.

## FEATURES

- ✓ Very light weight and easy to install
- ✓ Build garden edges one course high or small walls to 500mm in height
- ✓ One block does it all – curves, circles and straight walls

## COLOUR OPTIONS

Oatmeal



Charcoal




Due to natural variations in aggregates, colour tones may vary from batch to batch.

Whilst these swatches provide a good indication of the products colour, you should always sight product samples before use.



## PRODUCT DETAILS

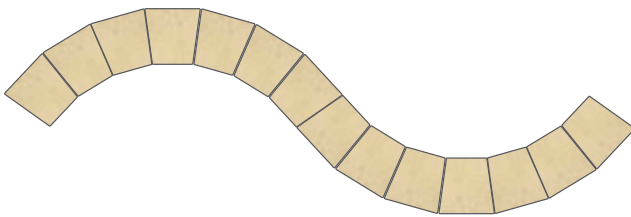


Miniwall®

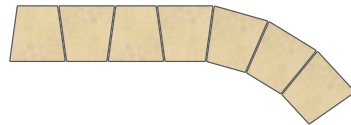
6.36 units per lineal metre

Maximum non reinforced height 500mm (4 courses)

## LAYING PATTERNS



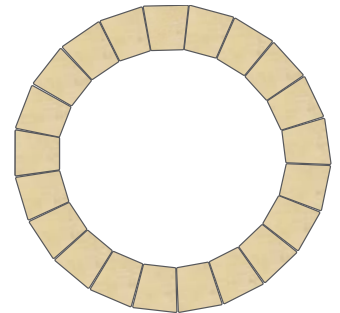
**Serpentine Walls**  
Alter and return curves



**Curved Walls**  
Start curves by laying blocks same way facing out



**Straight Walls**  
Lay blocks front to back



**Circles**  
21 blocks makes a 1200mm circle

## TIPS

1. When stacking blocks on top of each other you must ensure a stretcher bond pattern is used.
2. Don't forget to use a suitable landscape grade adhesive to glue each course of blocks onto the ones below. Place a continuous line of glue along the front and back of the blocks before placing the next blocks down firmly. Always check for level side to side and front to back

## TECHNICAL INFORMATION

Range	Size (mm) L x D x H	No. per lineal metre	Weight (kg)	No. per tonne	No. per pallet	Colours
Miniwall®	H - 125 D - 182 FW - 182 BW - 132	6.36	7.6	132	216	Charcoal Oatmeal

BRICKS

BESSER® BLOCKS

PAVERS

RETAINING WALLS



1300 365 565 | [www.adbrimasonry.com.au](http://www.adbrimasonry.com.au)

ABN: 31 009 687 521 | ISSUE DATE: 04/2018

**adbri**MASONRY  
working together